

# JULY INFORMATION SESSION



Training at  
your  
fingertips:  
Alis now  
available

**Presented by:** Tiffany Whitelaw - Partnership Liaison Manager



*Note: The information in this PowerPoint is true and accurate at time of presentation (30/7/25) and is subject to change.*

# SESSION OVERVIEW:



## SESSION PROTOCOLS:

- Microphones and Cameras are on mute.
- If you have any questions, please use the chat function - this will be monitored by the team.

## TOPICS TO BE COVERED:

- How to register on the Alis as a Coordinator with Trilogy Care
- How the Alis platform works and what to expect
- Which training modules to prioritise as we move towards Support at Home

## KEY TAKEAWAYS FOR CARE COORDINATORS:

- Confidently access and navigate Alis, identify the most relevant training, and build the knowledge needed to support clients.





# What is covered...

1. [What is Alis?](#)
2. [How to register with Alis?](#)
  - ❑ [Setting Up Your Alis Account](#)
  - ❑ [How To Enrol In a Course](#)
3. [Topics to Priorities](#)
4. [Takeaways](#)
5. [Updates & Feedback](#)
6. [Questions and Answers](#)

1

WHAT IS ALIS?

# SUPPORTING YOU TO SUPPORT OUR CLIENTS

At Trilogy Care, we are committed to helping our Coordinators deliver exceptional service aligned with government expectations and our guiding statement:

*Empowering older Australians to live independently in the home they love for longer.*



## HOW WE SUPPORT YOU:

- **Coordinator Resource Page** – tools and reference materials to guide your daily work
- **Monthly Information Sessions** – regular updates and training
- **Home Care Academy** – Trilogy Care's tailored learning platform

## WHAT'S NEW:


With aged care reforms approaching, we're expanding our learning suite by introducing:

**Alis (Aged Care Learning Information Solution)** a government-led platform to complement our existing training options.

Together, these resources help you stay confident, informed and ready to deliver high-quality care.

# WHAT IS ALIS? Aged Care Learning Information Solution (Alis)

- A user-friendly Learning Management System (LMS) for the aged care sector
- Offers interactive online courses and programs tailored to aged care roles
- Designed to help you understand and apply key responsibilities in your day-to-day work
- Supports safe, high-quality care for older Australians
- Accessible anywhere, anytime, at your own pace



- ◆ Developed by the Department of Health and Aged Care
- ◆ Includes content from other government agencies



# WHY ACCESS ALIS?

- Strengthen your knowledge of aged care reforms and expectations
- Stay up to date client care responsibilities
- Prepare for Support at Home with tailored modules
- Contribute to safe, person-centred care

## KEY LEARNING AREAS INCLUDE:

- Working directly with older people
  - The Serious Incident Response Scheme (SIRS)
  - Strengthen Standards
  - Aged Care Reform
- ... and more



Supporting Coordinators to deliver high-quality care and navigate change with confidence.

2

## HOW TO REGISTER



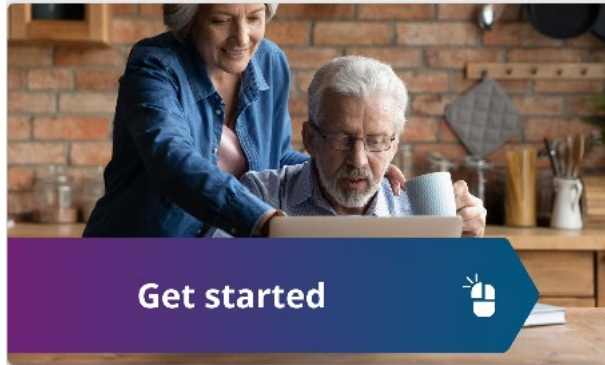


# alis



## PART A: Setting Up Your Alis Account...

# SETTING UP YOUR PROFILE WITH ALIS

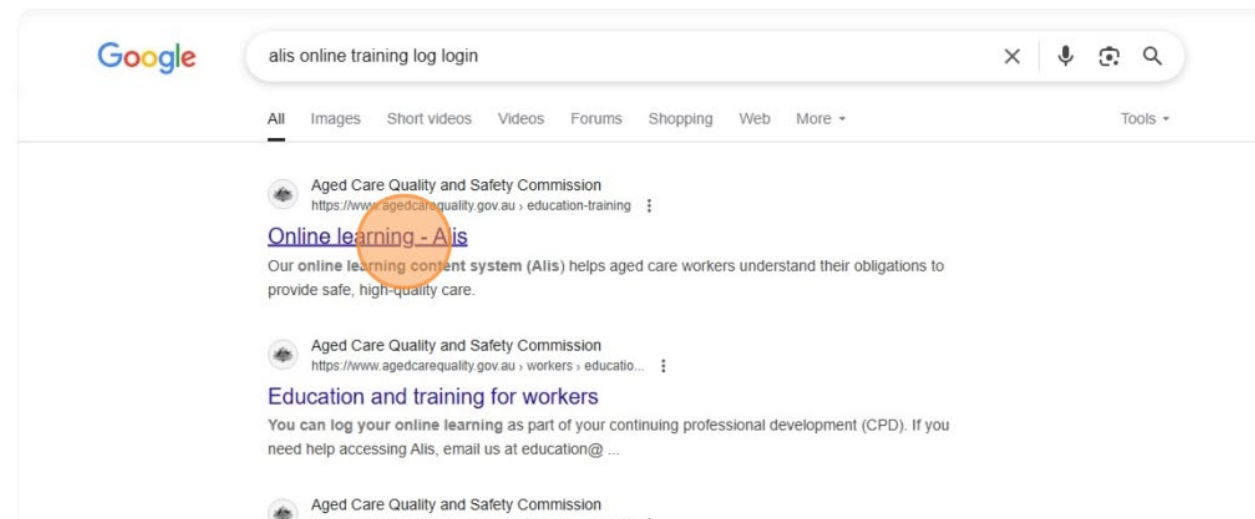


In addition to the information in this presentation, Trilogy Care can provide you with a step-by-step PDF guide with all steps, to support you through the Alis registration process.

The following is a summary of the main steps involved setting up your Alis profile.

1 Google search: *alis online training*

Select: Online learning - Alis



OR access via: [Alis Registration Page](#)

# Registration steps...

## 2 Scroll to down the page to **Learner registration**

Click "Alis home page"

### providers and workers

#### Costs

Access to Alis is free for Australian government-funded aged care providers and their employees.

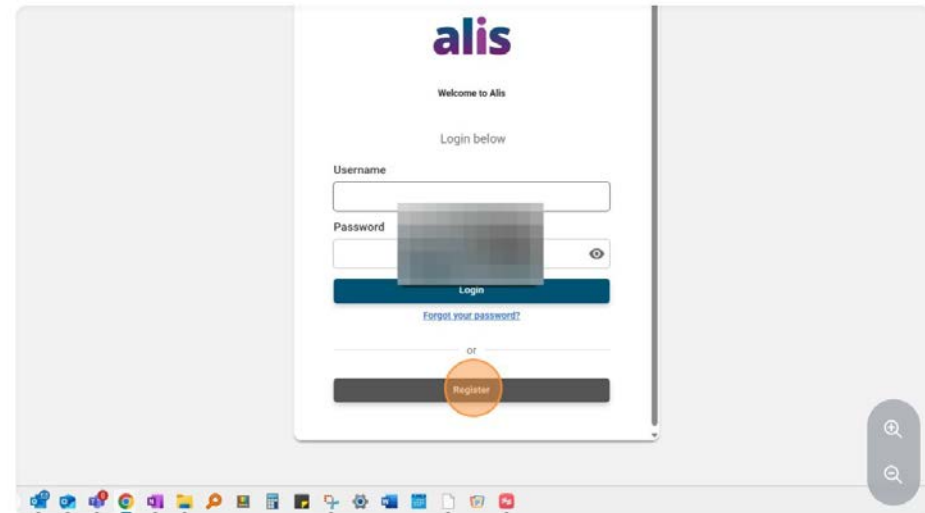
#### Learner registration

Once providers have joined Alis, they can register their staff, or workers can register themselves. Workers who self-register need to link their accounts to their employers in Alis before they can access learning content.

To self-register:

1. Go to the Alis home page [🔗](#)
2. Select the 'register' button.
3. Complete your user profile.
4. Go to the 'get started' tile on the landing page.
5. Select your organisation from the list or search bar.
6. Select 'request to join' button.

## 3 Click "Register"

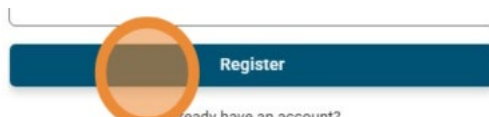


Please make sure that the details you enter in the next steps match the details you have provided to Trilogy Care.

# Registration steps...

**STEP 4: Register:** fill in the following details:

- First Name
- Last Name
- Username (suggested format: firstname.lastname in lowercase)
- Email
- Password (ensure it meets criteria shown in green)
- **Position Title:** Enter your coordination name with Trilogy Care
- **Role:** Choose "CARE"
- **Optional:** Title, Address, Suburb, Postcode, Phone, Mobile
- **Include:** State



**alis**

## Registration

First Name \*

Last Name \*

Username  
We suggest: firstname.lastname (lowercase)

Email

Mobile Number  
The provided mobile number must be a valid international mobile number, an example being +61 (81) 1111 111.

+61

**Position Title:** Enter your Coordination name with Trilogy Care




# Registration steps...

## STEP 5:

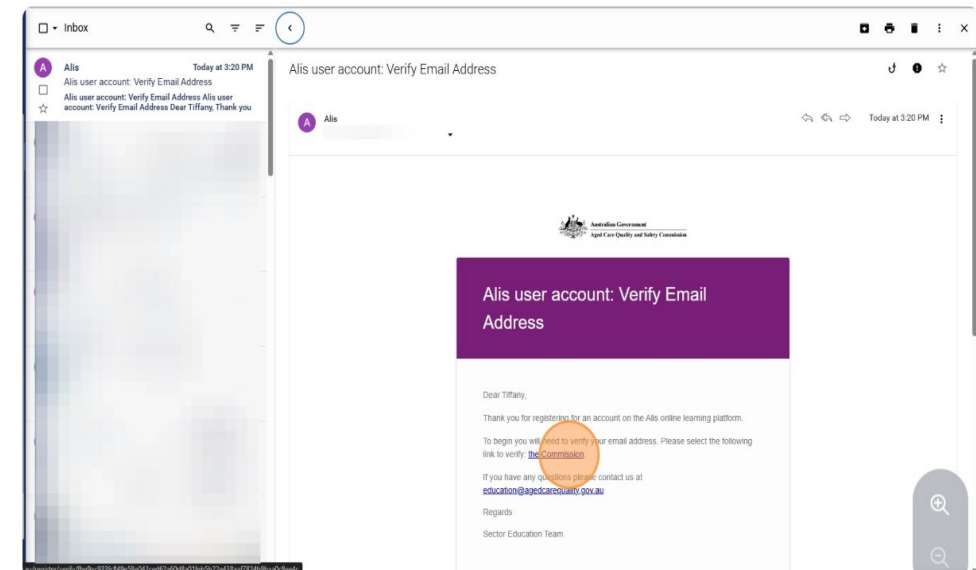
To complete your Registration you need to go to your email.

Go to **your email** to **complete verification**

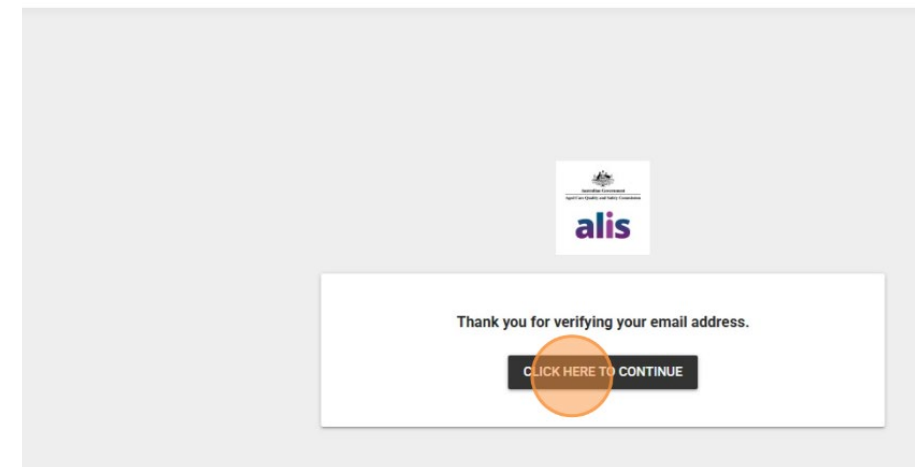


In your nominated email, you will have an email from Alis.

To verify, click the link: ***the Commission***



Click on "**Click Here To Continue**"




# Registration steps...

## STEP 5:

To complete your Registration, you need to go to your email.

### 5.1 Go to your email to complete verification



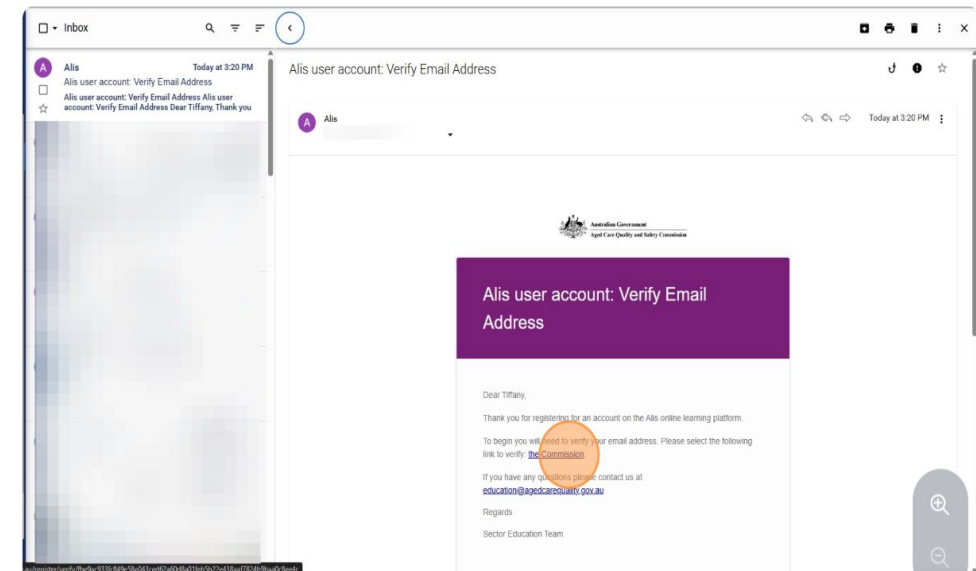
### 5.4

Remember to tick and confirm...

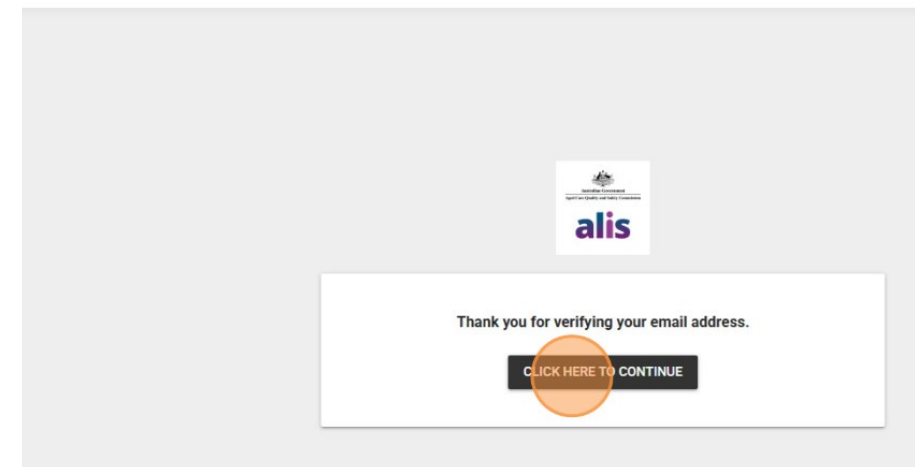
"I acknowledge the Alis Terms and Conditions"

In your nominated email, you will have an email from Alis.

### 5.2 To verify, click the link: *the Commission*




### 5.3 Click on "Click Here To Continue"



# Registration steps...

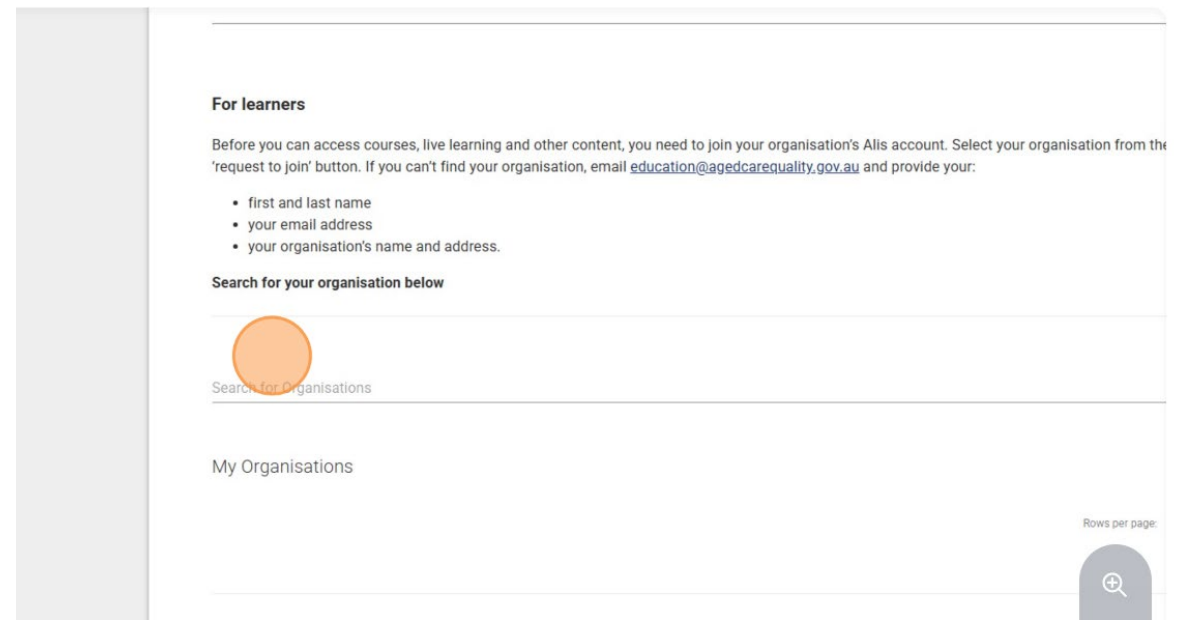
## STEP 6:

On the Alis website: Click "**Get started**"



## STEP 7:

Search organisation: type in "**Trilogy Care**"

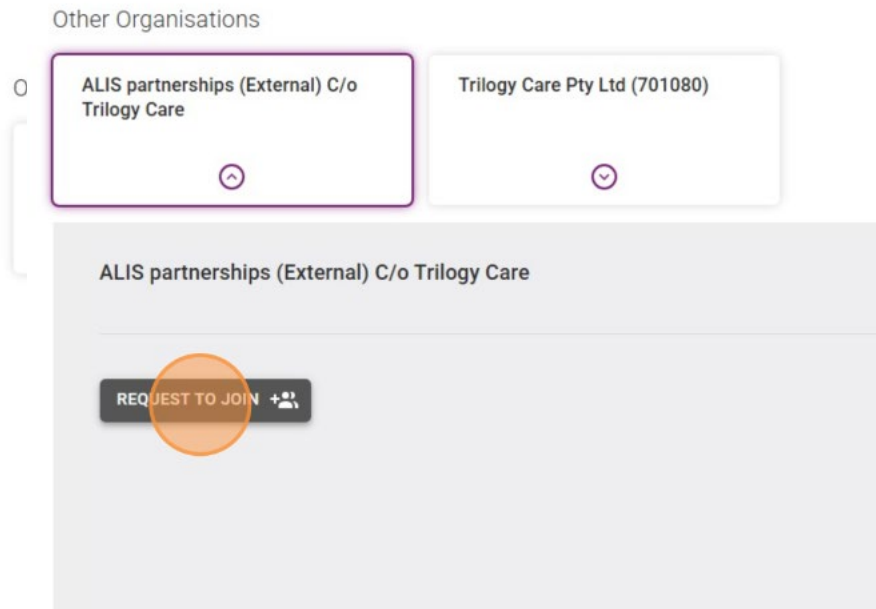


# Registration steps...

## STEP 8:

**8.1:** Select: "**ALIS partnerships (External) C/o Trilogy Care**" via dropdown arrow.

**8.2:** Then: Select "**REQUEST TO JOIN**"



The screenshot shows a registration form with two dropdown menus under the heading "Other Organisations". The first dropdown menu is selected and shows "ALIS partnerships (External) C/o Trilogy Care". The second dropdown menu shows "Trilogy Care Pty Ltd (701080)". Below the dropdown menus, the selected option "ALIS partnerships (External) C/o Trilogy Care" is displayed. A button labeled "REQUEST TO JOIN" with a plus icon and a person icon is highlighted with an orange circle.



Ensure you check you select the correct option. (**ALIS partnerships (External) C/o Trilogy Care**).

## STEP 9: TRILOGY CARE NEEDS TO ACTION:

Trilogy Care will receive notification that you have requested to join.

You may receive an email to notify you of training that Trilogy Care has nominated for you to complete.

If you have any questions, reach out to:

Tiffany W via [tiffanyw@trilogycare.com.au](mailto:tiffanyw@trilogycare.com.au)



You are have created your Alis access account!





alis



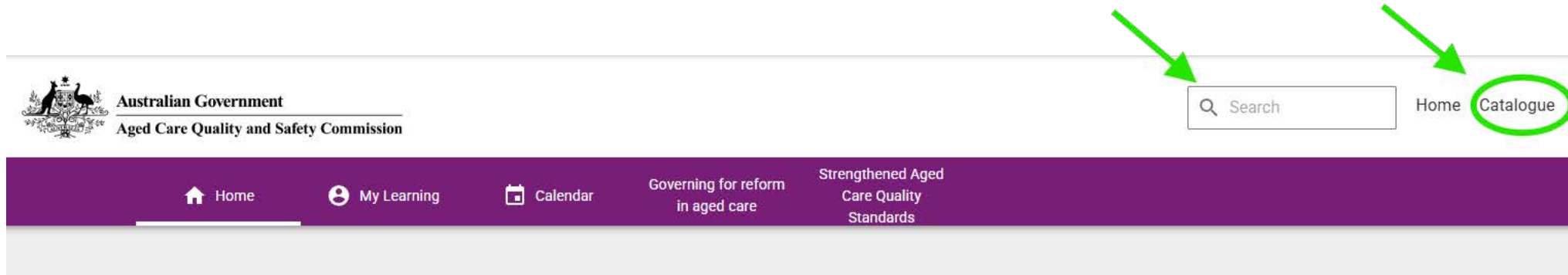
My learning



# PART B: How To Enrol In a Course

# Enrolling In a Course...

You can search via the catalogue or the search box



Australian Government  
Aged Care Quality and Safety Commission

Search

Home Catalogue

Home ► Catalogue

What are you looking to learn today?

Search for Code of conduct

DISCOVER

Content Type (4)

Status

Duration

License

Clear Filters

All Filters

# Enrolling In a Course...

Select the *Enrol*



COMPLETED 

Enrol



Included with: [Annual License](#).

Complete

0%

DESCRIPTION

DETAILS

Start the course by selecting the *Topic*

\* To complete the course you must complete all marked activities.

Topic 1

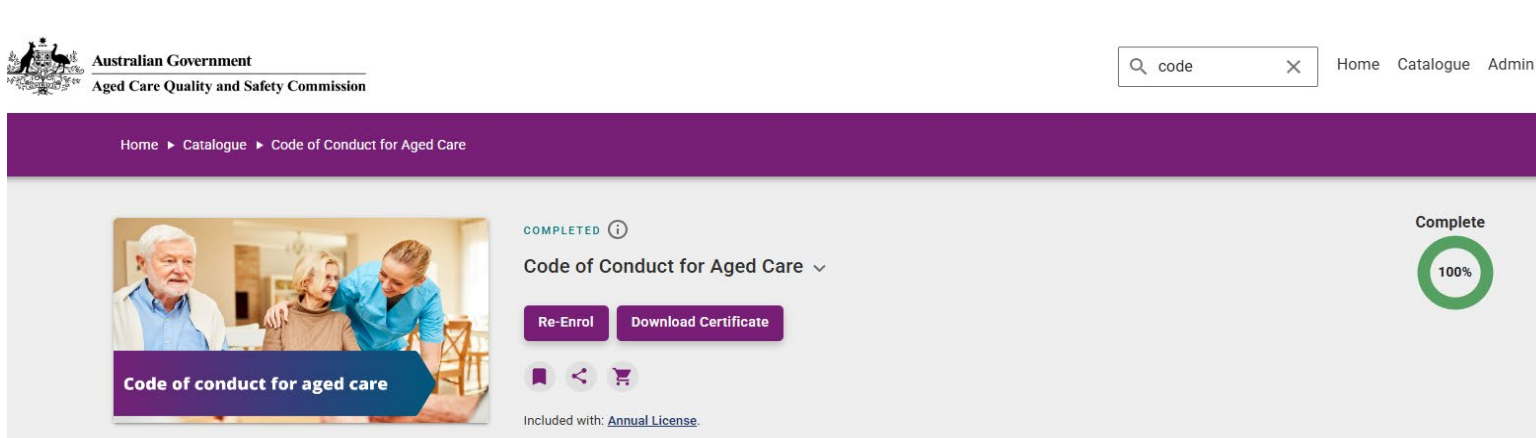
\*  Know your code

Incomplete



# Keeping Track of Your Learning...

When you complete the course, you can download a certificate



The screenshot shows the website of the Australian Government Aged Care Quality and Safety Commission. The header includes the Australian Government logo and the text 'Australian Government Aged Care Quality and Safety Commission'. A search bar with the text 'code' and a dropdown menu with 'Home', 'Catalogue', and 'Admin' are visible. The main content area has a purple header with the breadcrumb 'Home > Catalogue > Code of Conduct for Aged Care'. Below this, there is a section for the 'Code of Conduct for Aged Care' course. It features a photo of an elderly man and a caregiver, a 'COMPLETED' status with an information icon, and a 'Complete' progress indicator showing 100%. There are buttons for 'Re-Enrol' and 'Download Certificate'. Below the buttons are social media icons and a link to 'Annual License'.



## Certificate of completion

This is to certify that

**Tiffany Whitelaw**

has successfully completed

**Code of Conduct for Aged Care**

completed on

Note: You can review all you complete learning  
**HOME** Page - **My Learning**



3

TOPICS TO PRIORITIES

# Where To Start?

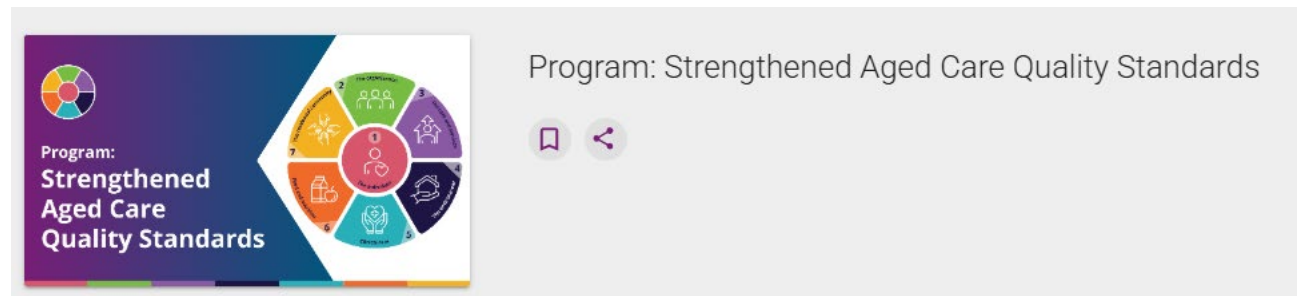

The Alis platform offers a wide range of training options to support your professional development in aged care.

To begin, **Trilogy Care recommends** the following modules:

## STRENGTHENED AGED CARE QUALITY STANDARDS

This can be accessed via title at the top of your home page (see figure 1)

- **Introduction** to the Strengthened Quality Standards
- **Standard 1:** The Individual
- **Standard 2:** The Organisation
- **Standard 3:** The Care and Services
- **Standard 4:** The Environment
- **Standard 5:** Clinical Care

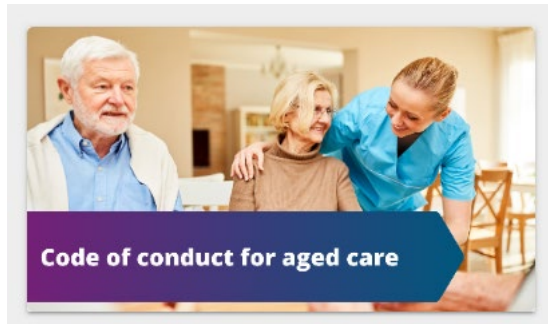


# Where To Start?

## CODE OF CONDUCT FOR AGED CARE

It contains information about:

- governing an aged care service
- managing an aged care service
- providing clinical care
- working directly with older people.



## SERIOUS INCIDENT RESPONSE SCHEME (SIRS)

### Introduction to the SIRS



#### Introduction to the SIRS

This activity introduces the two key components of the SIRS,

### SIRS Part 3: Reporting Serious Incidents in Home Services



#### SIRS part 3: reporting serious incidents in home services

This course introduces key information on reporting serious

4

## TAKEAWAYS



# KEY MESSAGES:

## WHEN REGISTERING:

- Use the **Coordinator name** you use with Trilogy Care
- Ensure your registration details **match what you've provided to Trilogy Care**
- When prompted to select an organisation, choose: **"ALIS partnerships (External) C/o Trilogy Care"**

## IMPORTANT TO KNOW:

- Approval may take a few days—please be patient
- If your details don't match Trilogy Care records, your request may not be approved.
- If you're prompted to **pay for a course**, it means you're not correctly linked to Trilogy Care.



5

# UPDATES and FEEDBACK

# UPDATES



## SUPPORT AT HOME:

- The program will now commence on **1 November 2025**
- **Trilogy Care** will be hosting more webinars, so keep an eye on your inbox for invites
- We want to hear from you! Use the link below to **submit your questions** and stay engaged

[Submit your Support At Home questions here!](#)

## TRAINING:

- Remember to register for [Alis Registration Page](#)
- Remember you can access Home Care Academy for additional support at any time:

[REMEMBER TO REGISTER](#)

# FOLLOW UP

We kindly ask that you take a moment to complete the evaluation via the link below.

[JULY Information Session Feedback](#)



**AUGUST INFORMATION SESSION: To Be CONFIRMED**

**Wednesday 27 August**

**12pm – 1pm**





# Tiffany Whitelaw

Partnership Liaison Manager

07 2111 3410 | 1300 459 190

[tiffanyw@trilogycare.com.au](mailto:tiffanyw@trilogycare.com.au)

