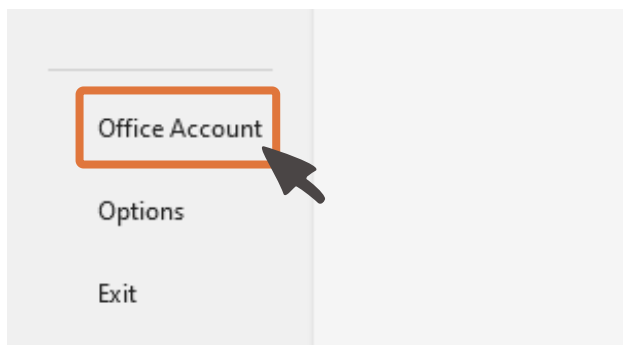


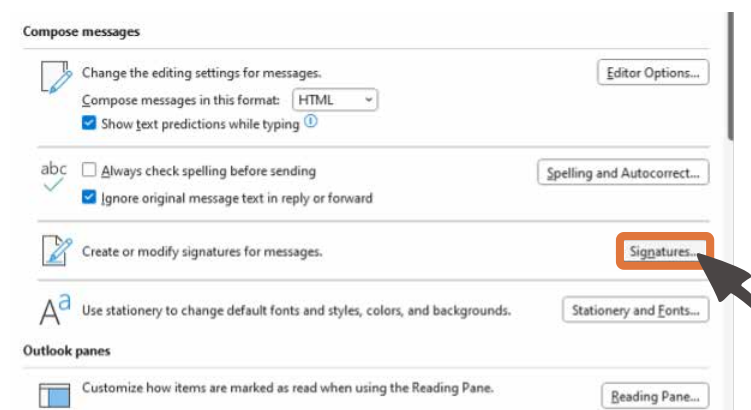
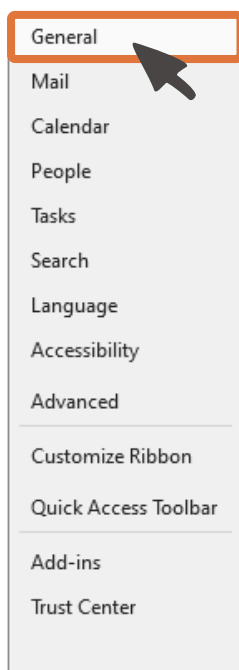
How to use the Trilogy Care Partnership logo

We are pleased to share the Trilogy Care partnership logo for you to include in your email signature. Follow the steps below to seamlessly add it to your official emails:

1. **Download the logo** from the marketing materials we've shared with you.
2. **Open your email settings** (usually found at the bottom right of your email app).



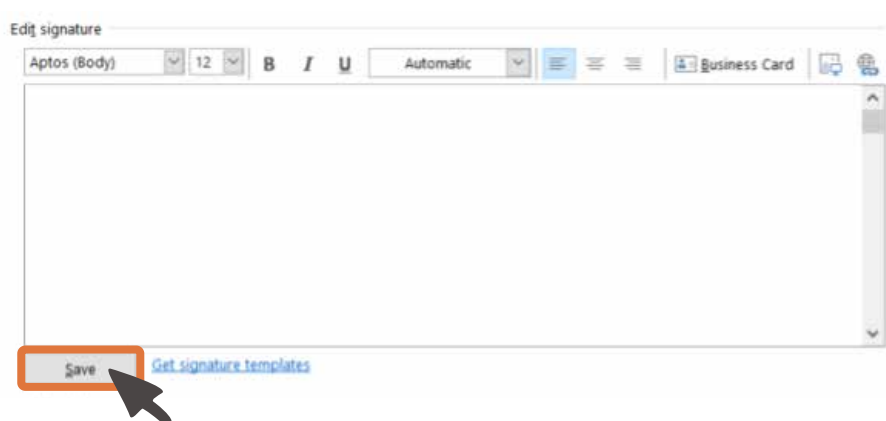
3. Go to **General > Signatures** in the mail settings.



4. Click **New** and give your signature a name.



5. In the signature editor, **insert the logo image** beneath your name and click **Save**.



6. Send yourself a **test email** to make sure the logo appears correctly.